


LC-P0612P



Specifications

Nominal voltage		6V
Rated capacity (20 hour rate)		12Ah
Dimensions	Length	151 mm
	Width	50 mm
	Height	94 mm
	Total Height	100 mm
Approx. mass		2 kg

* The total height of #250 terminal is 101.5mm.

Characteristics

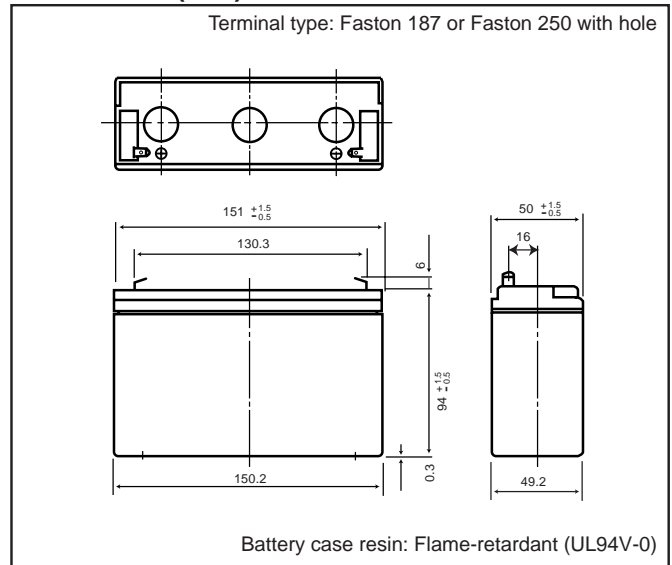
Capacity ^(note) (25°C)	20 hour rate (600mA)	12.0Ah	
	10 hour rate (1130mA)	11.3Ah	
	5 hour rate (2080mA)	10.4Ah	
	1 hour rate (8100mA)	8.1Ah	
	1.5 hour rate discharge Cut-off voltage 5.25 V	5.8A	
Internal resistance	Fully charged battery (25°C)	Approx. 15mΩ	
Temperature dependency of capacity (20 hour rate)	40°C	102%	
	25°C	100%	
	0°C	85%	
	-15°C	65%	
Self discharge (25°C)	Residual capacity after standing 3 months	91%	
	Residual capacity after standing 6 months	82%	
	Residual capacity after standing 12 months	64%	
Charge Method (Constant Voltage)	Trickle use	Initial current	1.8 A or smaller
		Control voltage	6.8V to 6.9V (per 6V cell 25°C)

(Note) The above characteristics data are average values obtained within three charge/discharge cycles, not the minimum values.

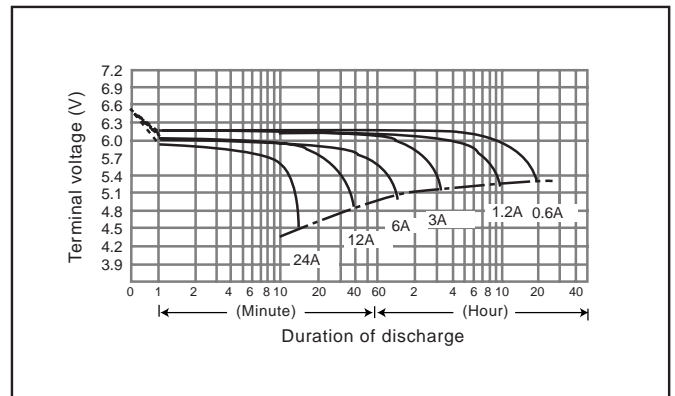
(Note) For cycle use of the battery, please contact us in advance.

For standby power supplies. Expected trickle life: Approx. 6 years at 25°C, Approx. 10 years at 20°C.

Dimensions (mm)



Discharge characteristics (25°C)^(Note)



Duration of discharge vs. Discharge current^(Note)

